

BCA 5th Semester

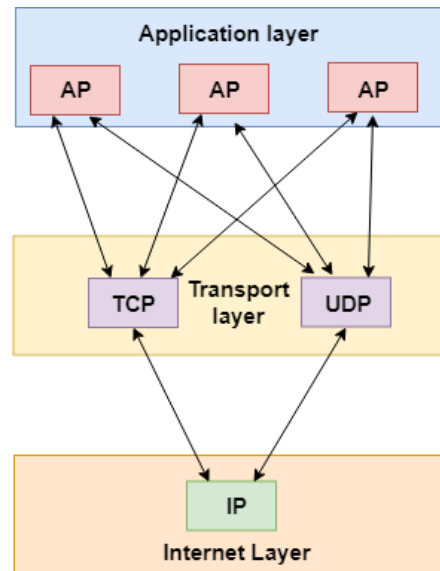
BCA-502: COMPUTER NETWORK

UNIT: 6

(Transport layer)

Transport Layer

- The transport layer is a 4th layer from the top.
- The main role of the transport layer is to provide the communication services directly to the application processes running on different hosts.
- The transport layer provides a logical communication between application processes running on different hosts. Although the application processes on different hosts are not physically connected, application processes use the logical communication provided by the transport layer to send the messages to each other.
- The transport layer protocols are implemented in the end systems but not in the network routers.
- A computer network provides more than one protocol to the network applications. For example, TCP and UDP are two transport layer protocols that provide a different set of services to the network layer.
- All transport layer protocols provide multiplexing/demultiplexing service. It also provides other services such as reliable data transfer, bandwidth guarantees, and delay guarantees.
- Each of the applications in the application layer has the ability to send a message by using TCP or UDP. The application communicates by using either of these two protocols. Both TCP and UDP will then communicate with the internet protocol in the internet layer. The applications can read and write to the transport layer. Therefore, we can say that communication is a two-way process.

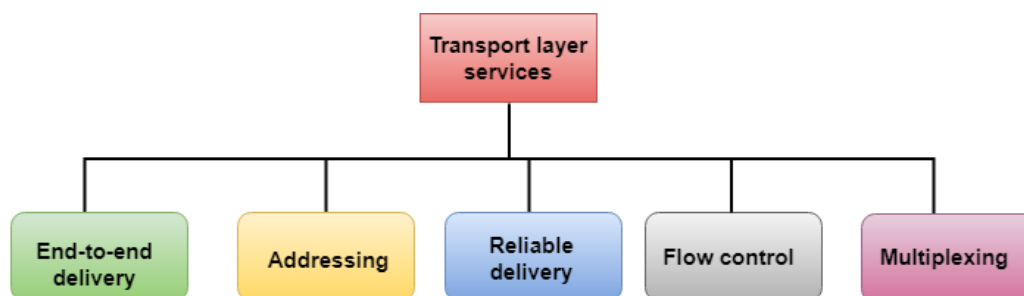


Services provided by the Transport Layer

The services provided by the transport layer are similar to those of the data link layer. The data link layer provides the services within a single network while the transport layer provides the services across an internetwork made up of many networks. The data link layer controls the physical layer while the transport layer controls all the lower layers.

The services provided by the transport layer protocols can be divided into five categories:

- End-to-end delivery
- Addressing
- Reliable delivery
- Flow control
- Multiplexing



End-to-end delivery:

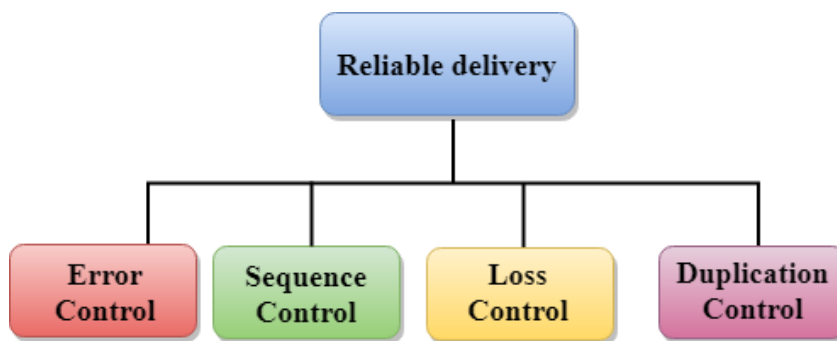
The transport layer transmits the entire message to the destination. Therefore, it ensures the end-to-end delivery of an entire message from a source to the destination.

Reliable delivery:

The transport layer provides reliability services by retransmitting the lost and damaged packets.

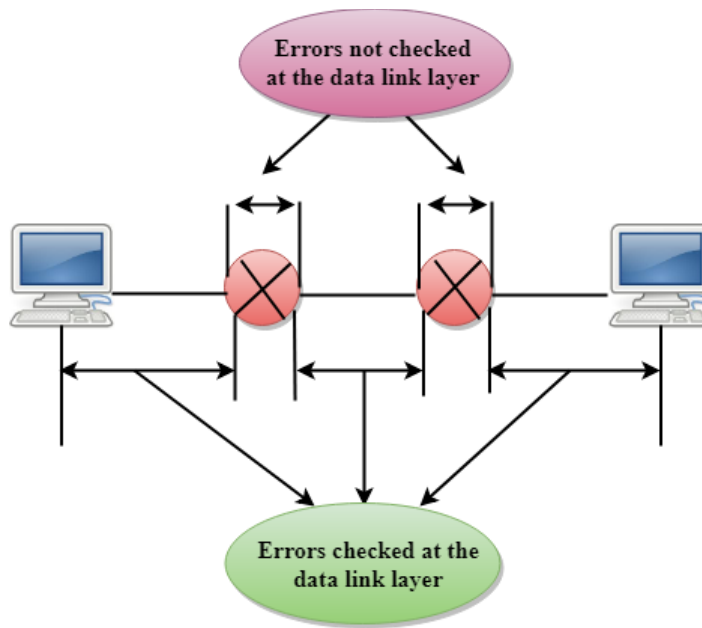
The reliable delivery has four aspects:

- Error control
- Sequence control
- Loss control
- Duplication control



Error Control

- The primary role of reliability is **Error Control**. In reality, no transmission will be 100 percent error-free delivery. Therefore, transport layer protocols are designed to provide error-free transmission.
- The data link layer also provides the error handling mechanism, but it ensures only node-to-node error-free delivery. However, node-to-node reliability does not ensure the end-to-end reliability.
- The data link layer checks for the error between each network. If an error is introduced inside one of the routers, then this error will not be caught by the data link layer. It only detects those errors that have been introduced between the beginning and end of the link. Therefore, the transport layer performs the checking for the errors end-to-end to ensure that the packet has arrived correctly.



Sequence Control

- The second aspect of the reliability is sequence control which is implemented at the transport layer.
- On the sending end, the transport layer is responsible for ensuring that the packets received from the upper layers can be used by the lower layers. On the receiving end, it ensures that the various segments of a transmission can be correctly reassembled.

Loss Control

Loss Control is a third aspect of reliability. The transport layer ensures that all the fragments of a transmission arrive at the destination, not some of them. On the sending end, all the fragments of transmission are given sequence numbers by a transport layer. These sequence numbers allow the receiver's transport layer to identify the missing segment.

Duplication Control

Duplication Control is the fourth aspect of reliability. The transport layer guarantees that no duplicate data arrive at the destination. Sequence numbers are used to identify the lost packets; similarly, it allows the receiver to identify and discard duplicate segments.

Flow Control

Flow control is used to prevent the sender from overwhelming the receiver. If the receiver is overloaded with too much data, then the receiver discards the packets and asking for the retransmission of packets. This increases network congestion and thus, reducing the system

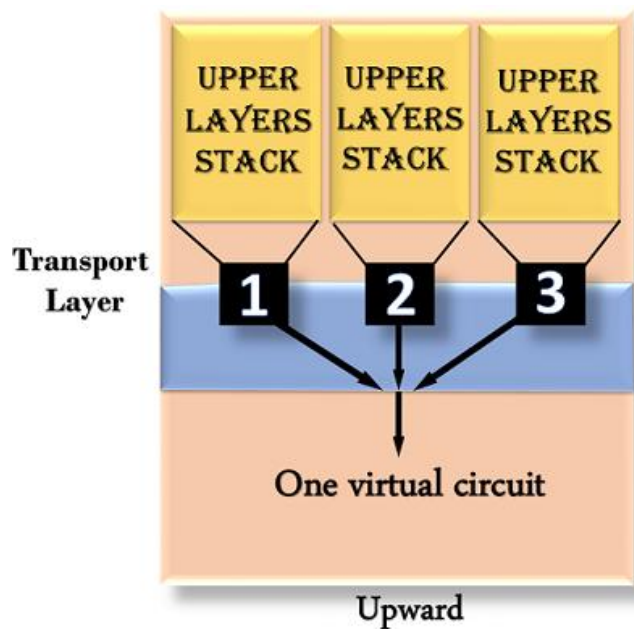
performance. The transport layer is responsible for flow control. It uses the sliding window protocol that makes the data transmission more efficient as well as it controls the flow of data so that the receiver does not become overwhelmed. Sliding window protocol is byte oriented rather than frame oriented.

Multiplexing

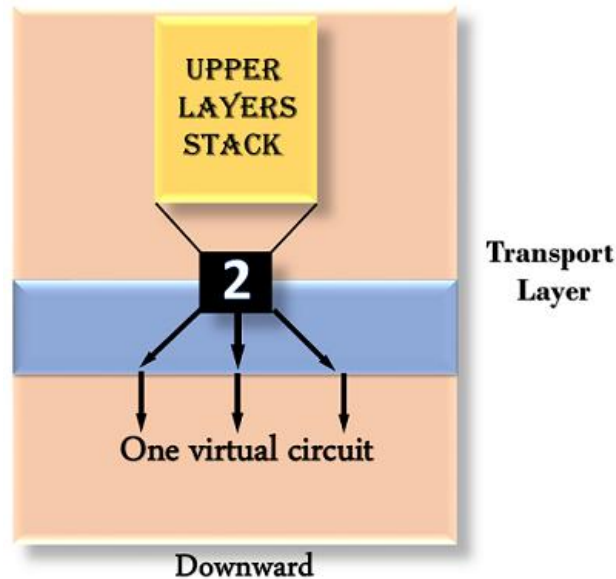
The transport layer uses the multiplexing to improve transmission efficiency.

Multiplexing can occur in two ways:

- **Upward multiplexing:** Upward multiplexing means multiple transport layer connections use the same network connection. To make more cost-effective, the transport layer sends several transmissions bound for the same destination along the same path; this is achieved through upward multiplexing.

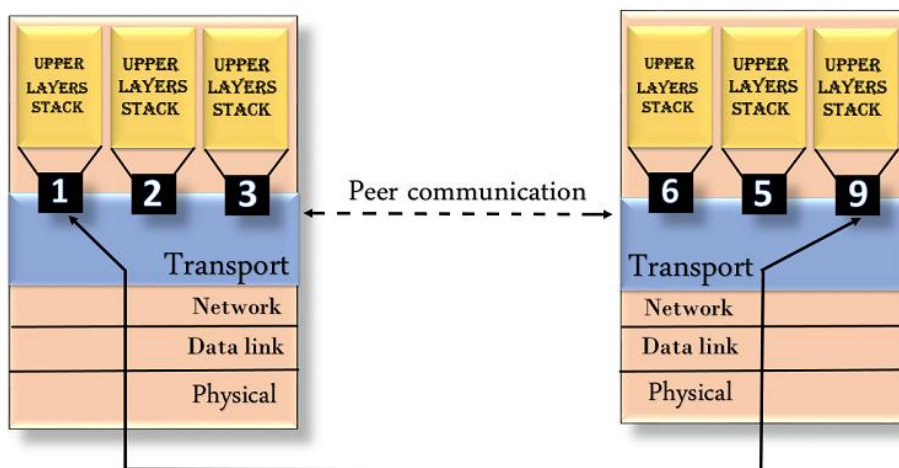


- **Downward multiplexing:** Downward multiplexing means one transport layer connection uses the multiple network connections. Downward multiplexing allows the transport layer to split a connection among several paths to improve the throughput. This type of multiplexing is used when networks have a low or slow capacity.



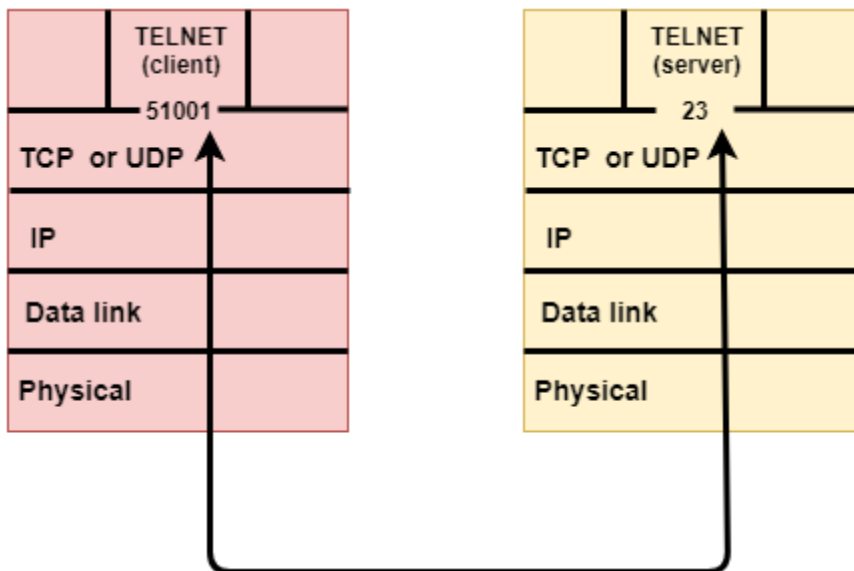
Addressing

- According to the layered model, the transport layer interacts with the functions of the session layer. Many protocols combine session, presentation, and application layer protocols into a single layer known as the application layer. In these cases, delivery to the session layer means the delivery to the application layer. Data generated by an application on one machine must be transmitted to the correct application on another machine. In this case, addressing is provided by the transport layer.
- The transport layer provides the user address which is specified as a station or port. The port variable represents a particular TS user of a specified station known as a Transport Service access point (TSAP). Each station has only one transport entity.
- The transport layer protocols need to know which upper-layer protocols are communicating.



Transport Layer protocols

- The transport layer is represented by two protocols: TCP and UDP.
- The IP protocol in the network layer delivers a datagram from a source host to the destination host.
- Nowadays, the operating system supports multiuser and multiprocessing environments, an executing program is called a process. When a host sends a message to other host means that source process is sending a process to a destination process. The transport layer protocols define some connections to individual ports known as protocol ports.
- An IP protocol is a host-to-host protocol used to deliver a packet from source host to the destination host while transport layer protocols are port-to-port protocols that work on the top of the IP protocols to deliver the packet from the originating port to the IP services, and from IP services to the destination port.
- Each port is defined by a positive integer address, and it is of 16 bits.



UDP

- UDP stands for **User Datagram Protocol**.
- UDP is a simple protocol and it provides nonsequenced transport functionality.
- UDP is a connectionless protocol.
- This type of protocol is used when reliability and security are less important than speed and size.
- UDP is an end-to-end transport level protocol that adds transport-level addresses, checksum error control, and length information to the data from the upper layer.
- The packet produced by the UDP protocol is known as a user datagram.

User Datagram Format

The user datagram has a 16-byte header which is shown below:

Source port address 16 bits	Destination port address 16 bits
Total Length 16 bits	Checksum 16 bits
Data	

Where,

- **Source port address:** It defines the address of the application process that has delivered a message. The source port address is of 16 bits address.
- **Destination port address:** It defines the address of the application process that will receive the message. The destination port address is of a 16-bit address.
- **Total length:** It defines the total length of the user datagram in bytes. It is a 16-bit field.
- **Checksum:** The checksum is a 16-bit field which is used in error detection.

Disadvantages of UDP protocol

- UDP provides basic functions needed for the end-to-end delivery of a transmission.
- It does not provide any sequencing or reordering functions and does not specify the damaged packet when reporting an error.
- UDP can discover that an error has occurred, but it does not specify which packet has been lost as it does not contain an ID or sequencing number of a particular data segment.

TCP

- TCP stands for Transmission Control Protocol.
- It provides full transport layer services to applications.
- It is a connection-oriented protocol means the connection established between both the ends of the transmission. For creating the connection, TCP generates a virtual circuit between sender and receiver for the duration of a transmission.

Features Of TCP protocol

- **Stream data transfer:** TCP protocol transfers the data in the form of contiguous stream of bytes. TCP group the bytes in the form of TCP segments and then passed it to the IP

layer for transmission to the destination. TCP itself segments the data and forward to the IP.

- **Reliability:** TCP assigns a sequence number to each byte transmitted and expects a positive acknowledgement from the receiving TCP. If ACK is not received within a timeout interval, then the data is retransmitted to the destination. The receiving TCP uses the sequence number to reassemble the segments if they arrive out of order or to eliminate the duplicate segments.
- **Flow Control:** When receiving TCP sends an acknowledgement back to the sender indicating the number the bytes it can receive without overflowing its internal buffer. The number of bytes is sent in ACK in the form of the highest sequence number that it can receive without any problem. This mechanism is also referred to as a window mechanism.
- **Multiplexing:** Multiplexing is a process of accepting the data from different applications and forwarding to the different applications on different computers. At the receiving end, the data is forwarded to the correct application. This process is known as demultiplexing. TCP transmits the packet to the correct application by using the logical channels known as ports.
- **Logical Connections:** The combination of sockets, sequence numbers, and window sizes, is called a logical connection. Each connection is identified by the pair of sockets used by sending and receiving processes.
- **Full Duplex:** TCP provides Full Duplex service, i.e., the data flow in both the directions at the same time. To achieve Full Duplex service, each TCP should have sending and receiving buffers so that the segments can flow in both the directions. TCP is a connection-oriented protocol. Suppose the process A wants to send and receive the data from process B. The following steps occur:
 - Establish a connection between two TCPs.
 - Data is exchanged in both the directions.
 - The Connection is terminated.

TCP Segment Format

Source port address 16 bits							Destination port address 16 bits						
Sequence number 32 bits													
Acknowledgement number 32 bits													
HLEN 4 bits		Reserved 6 bits		U R G	A C K	P S H	R S T	S Y N	F I N	Window size 16 bits			
Checksum 16 bits									Urgent pointer 16 bits				
Options & padding													

Where,

- **Source port address:** It is used to define the address of the application program in a source computer. It is a 16-bit field.
- **Destination port address:** It is used to define the address of the application program in a destination computer. It is a 16-bit field.
- **Sequence number:** A stream of data is divided into two or more TCP segments. The 32-bit sequence number field represents the position of the data in an original data stream.
- **Acknowledgement number:** A 32-bit acknowledgement number acknowledges the data from other communicating devices. If ACK field is set to 1, then it specifies the sequence number that the receiver is expecting to receive.
- **Header Length (HLEN):** It specifies the size of the TCP header in 32-bit words. The minimum size of the header is 5 words, and the maximum size of the header is 15 words. Therefore, the maximum size of the TCP header is 60 bytes, and the minimum size of the TCP header is 20 bytes.
- **Reserved:** It is a six-bit field which is reserved for future use.
- **Control bits:** Each bit of a control field functions individually and independently. A control bit defines the use of a segment or serves as a validity check for other fields.

There are total six types of flags in control field:

- **URG:** The URG field indicates that the data in a segment is urgent.
- **ACK:** When ACK field is set, then it validates the acknowledgement number.
- **PSH:** The PSH field is used to inform the sender that higher throughput is needed so if possible, data must be pushed with higher throughput.
- **RST:** The reset bit is used to reset the TCP connection when there is any confusion occurs in the sequence numbers.
- **SYN:** The SYN field is used to synchronize the sequence numbers in three types of segments: connection request, connection confirmation (with the ACK bit set), and confirmation acknowledgement.
- **FIN:** The FIN field is used to inform the receiving TCP module that the sender has finished sending data. It is used in connection termination in three types of segments: termination request, termination confirmation, and acknowledgement of termination confirmation.
 - **Window Size:** The window is a 16-bit field that defines the size of the window.
 - **Checksum:** The checksum is a 16-bit field used in error detection.
 - **Urgent pointer:** If URG flag is set to 1, then this 16-bit field is an offset from the sequence number indicating that it is a last urgent data byte.
 - **Options and padding:** It defines the optional fields that convey the additional information to the receiver.

Differences b/w TCP & UDP

Basis for Comparison	TCP	UDP
Definition	TCP establishes a virtual circuit before transmitting the data.	UDP transmits the data directly to the destination computer without verifying whether the receiver is ready to receive or not.
Connection Type	It is a Connection-Oriented protocol	It is a Connectionless protocol
Speed	slow	high
Reliability	It is a reliable protocol.	It is an unreliable protocol.
Header size	20 bytes	8 bytes
acknowledgement	It waits for the acknowledgement of data and has the ability to resend the lost packets.	It neither takes the acknowledgement, nor it retransmits the damaged frame.